

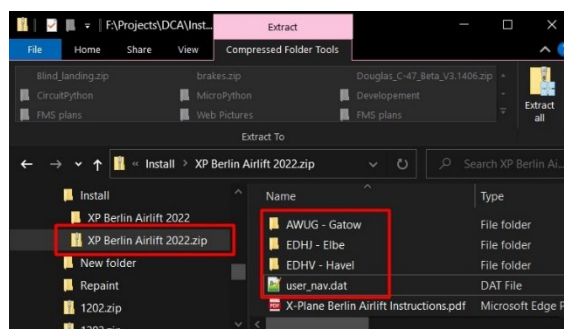
INSTALLING THE BERLIN AIRLIFT 2022 FILES X-PLANE

Extract (unzip) the file “XP Berlin Airlift 2022.zip” to a folder of your choice.

You will then have three folders (‘AWUG – Gatow’, ‘EDHJ – Elbe’ and ‘EDHV – Havel’) and a file (user_nav.dat).

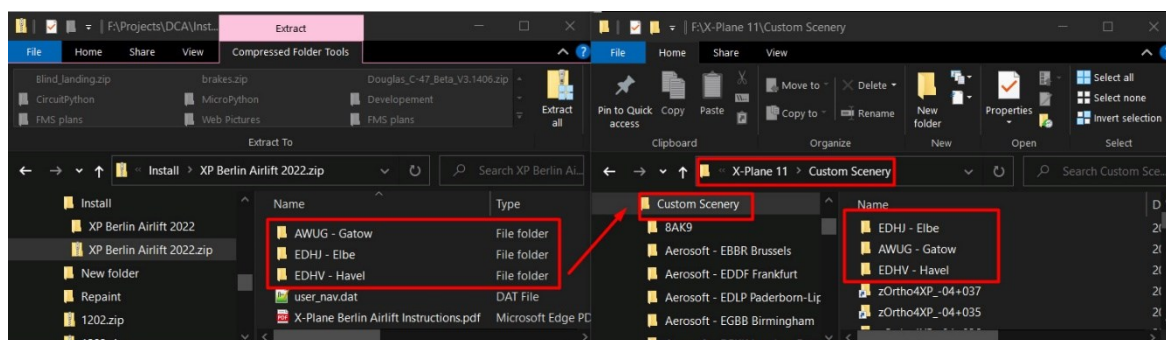
The folders ‘**AWUG – Gatow**’, ‘**EDHJ – Elbe**’ and ‘**EDHV – Havel**’ are airports needed for the Berlin Airlift series.

The file ‘**user_nav.dat**’ contains navigational aids (NDBs) for the Berlin Airlift series.



INSTALLING THE AIRPORT GATOW (AWUG)

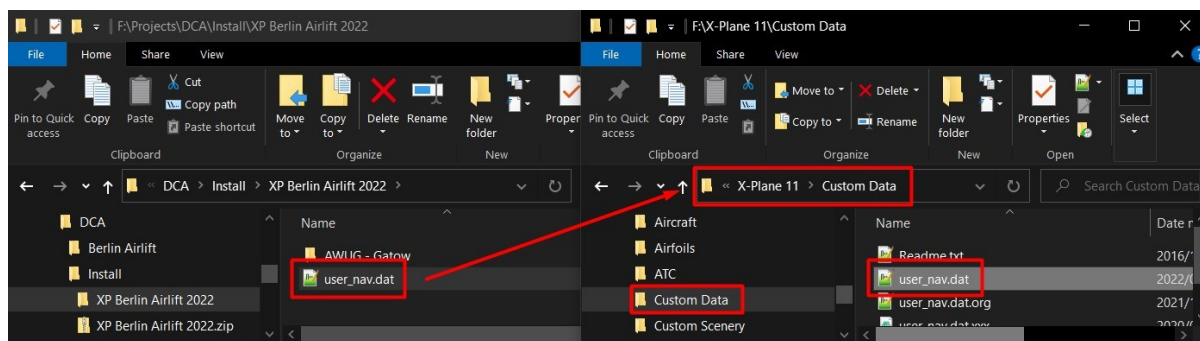
Copy or move the ‘**AWUG – Gatow**’, ‘**EDHJ – Elbe**’ and ‘**EDHV – Havel**’ folders to your **X-Plane 11/Custom Scenery** folder (do not confuse with Custom Data)



You may already have a folder called ‘Gatow’ or something similar from a previous Berlin Airlift series. Overwrite with the newer version. Please remember to remove the three folders after the Berlin Airlift series.

INSTALLING THE NDBs

Installing the NDBs used for the Berlin Airlift will involve copying a file, “user_nav.dat” to your “**X-Plane 11/Custom Data**” folder.



By default, there should not be a “user_nav.dat” file in the ‘**Custom Data**’ folder, but if you do have

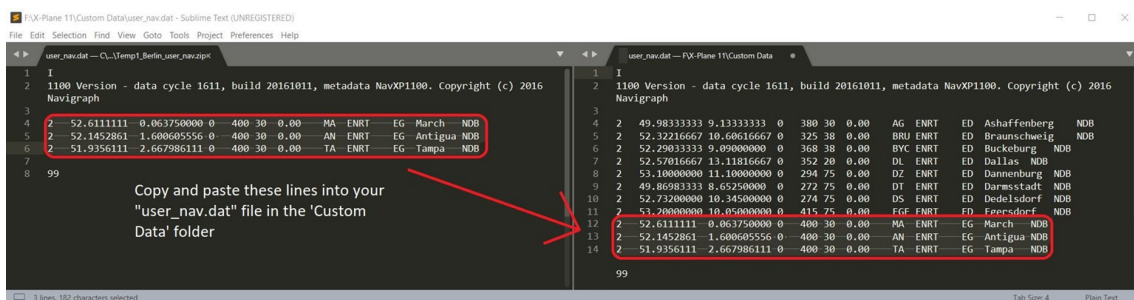
one you should not overwrite it. You will have two choices:

1. **Rename the file.**

Rename the file “user_nav.dat” to “user_nav.dat.org” and then paste the new “user_nav.dat” into this directory. Please remember to remove this file after the Berlin Airlift and then then rename your original file back to what it was.

2. **Append the data to your current file.** Follow the procedure below to append the 36 lines of text to your existing file:

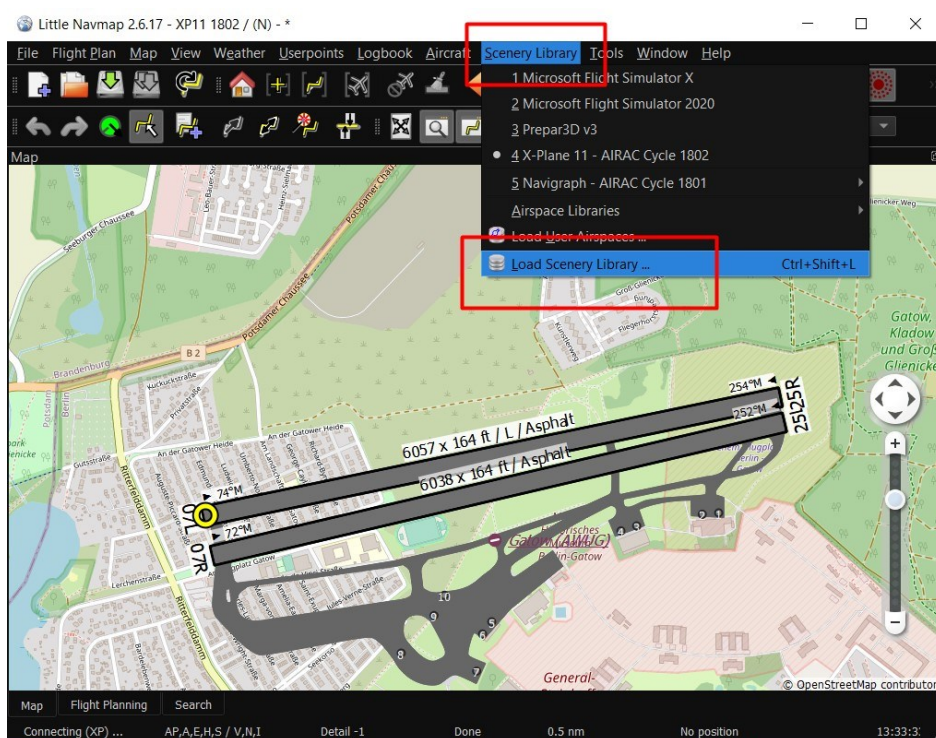
- Open both files with a Text Editor.
- Copy & paste all lines, starting with the digit **2**, from the supplied file to your file.
- Make sure your file still ends with the line **99**.



You should be able to see the added NDBs in your X-Plane Map.

LittleNavMap

To see the added airport and NDBs in your LittleNavMap, you will have to rebuild your database.

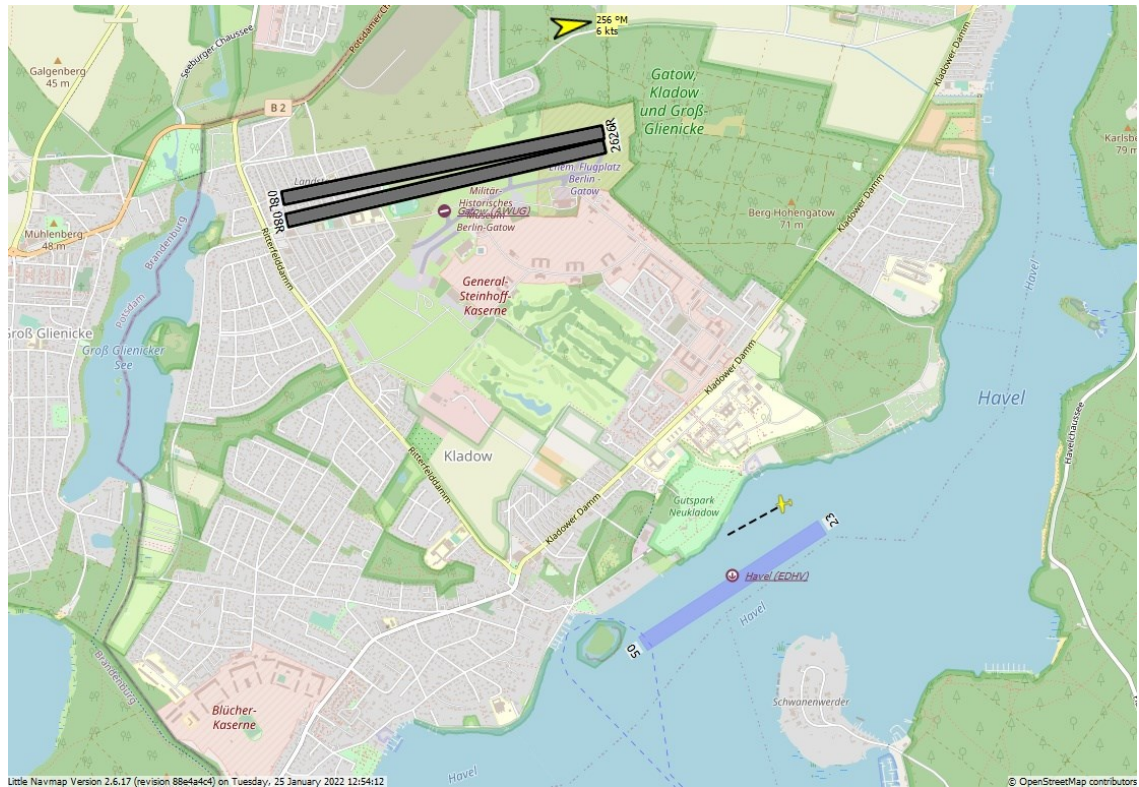


As you will notice, the Berlin Airlift reconstructed airport will partly overlay a built-up area. An

exclude have been applied in the scenery to exclude the current buildings and roads.

Water runways have been added, details below:

AWUG – Gatow and EDHV - Havel



EDHI - Elebe

